

May 18th, 2025

RULE BOOK

DRONESOCCER

– Class 20 –

English



FIDA Federation of International
Dronesoccer Association

CONTENTS

1	Skyfence	3
2	Drone Ball	7
3	Number of Players	9
4	Player Equipment	11
5	Head Referee	13
6	Assistant Referees	17
7	Start and End of Game	20
8	Offense and Defense	23
9	Penalty Kick	25
10	Winning Decisions	27
11	Violations	28
12	[Sample] Competition Regulations	30
Addendum	Glossary	34

1. Skyfence

① Surface of the Skyfence

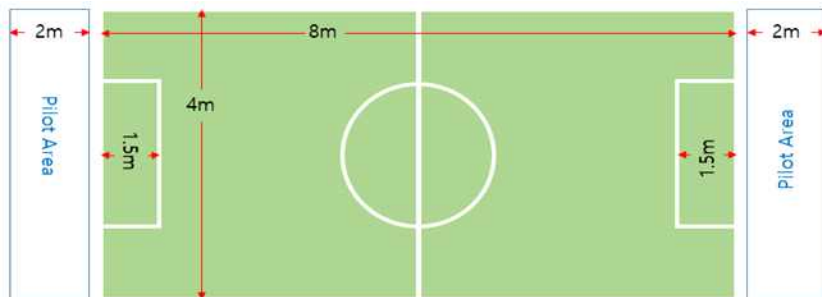
- ① The floor must be flat and free of any obstacles.
- ② The floor should preferably avoid hard surfaces.
- ③ The floor must be flat and stable enough for the drone ball to remain upright.

② Markings on the Skyfence

- ① A Skyfence must be a rectangle, and a half line shall be marked in the middle, based on the longer side.
- ② The takeoff point shall be marked either with a line or five dots, placed 1.5 m from the short side of the Skyfence.*
- ③ The pilot area shall be installed along the short side of the Skyfence, and its length may not exceed the width of the short side.
- ④ The pilot area must be 2 m wide, and a boundary marker should be placed behind it to clearly separate it from the repair area.

③ Size of the Skyfence

- ① The rectangular Skyfence frame shall be 4 m wide(short side), 8 m long(long side), and 3 m high.
- ② A pilot area, 2 m wide, must be installed at both short sides of the Skyfence frame.



* The starting position of the drone balls is usually placed in a row at the bottom of the goal.

④ Walls of the Skyfence*

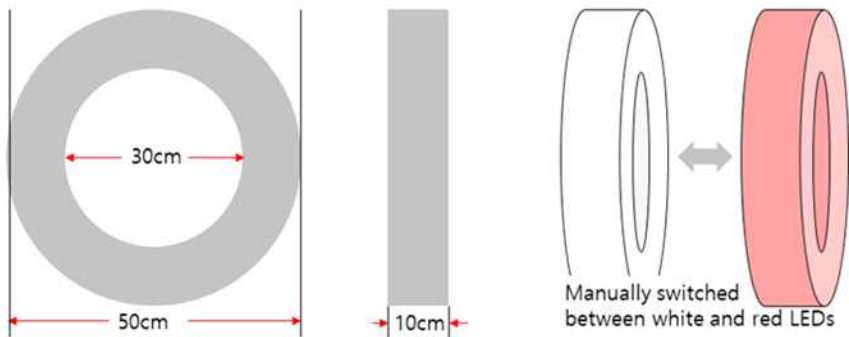
- Ⓐ The walls of the Skyfence must be enclosed with netting or wires to allow visibility from outside the Skyfence.
- Ⓑ If the walls are made of netting, the net must not deflect more than 10 cm when a drone ball traveling at a speed of 3 m/s hits it.
- Ⓒ If the walls are made of wires, the wires must be installed vertically, with a thickness of 1–2 mm and spaced 10 cm apart.
- Ⓓ Under no circumstances should the drone ball exit the Skyfence during a game.

⑤ Specification and Position of the Goal

- Ⓐ The goal must be circular, with an inner diameter of 30 cm \pm 1 cm and an outer diameter of 50 cm \pm 1 cm.
- Ⓑ The goal's thickness must be 10 cm.
- Ⓒ Both goals must always be identical in size and weight.
- Ⓓ Each goal must be placed 1.5 meters from the center of the shorter side of the Skyfence, toward the half line.
- Ⓔ The height of the goal must be such that the center of the goal is positioned between 1.8 and 2.2 m above the Skyfence floor. The goal must be suspended from above using one or two attachment points or supported from below using posts. In either case, the goal must always face directly toward the center, and its orientation must not sway side to side.
- Ⓕ The goal must be securely installed to prevent falling and must not change shape during the game.

* Include rules for Skyfence walls to protect players (Oct. 1, 2023)

Dronesoccer Goal Specifications



⑥ Material and Structure of the Goal

- ① The goal must not be at risk of being damaged during the game.
- ② The goal must have white and red LED lights either inside or externally in a way that does not interfere with gameplay. These LED lights must be operable manually from outside of the Skyfence.
- ③ If advertisements are placed on the outside of the goal, they must not interfere with players' ability to recognize changes in the goal's LED lights. Advertisements must be text-only; if images or logos are used, they must not cover more than 1/4 of the goal's surface.*

* Revise rules to prevent ads from excessively covering the surface of the goal (Oct. 1, 2023)

⑦ Advertisements

- ① In official competition organized by the association, no commercial advertisements are permitted during games, except for the official emblem and symbols of the event. However, limited commercial advertising may be allowed through the event's organizing committee as part of event support, with restrictions on the size and number of such marks set by the competition regulations.
- ② Commercial advertisements and team emblems are allowed only on the uniforms of participating teams. Even in such cases, political, religious, or offensive content that goes against public morals is strictly prohibited.
- ③ All participating teams and players must immediately comply with any request from the referees to remove unauthorized advertisements or promotional materials.
- ④ No participating team may place or display any form of advertisement inside the Skyfence.

2. Drone Ball

① Quality and Specifications

- Ⓐ The drone ball must be enclosed in a rounded exoskeleton.
- Ⓑ The diameter of the drone ball must be $20\text{ cm} \pm 1\text{ cm}$.
- Ⓒ The weight of the drone ball during play must not exceed 110 g.
- Ⓓ The open area of any single surface on the exoskeleton must not exceed 70 cm^2 .
- Ⓔ The exoskeleton must not be easily damaged during gameplay in a way that could pose a risk to players or spectators.
- Ⓕ Even if all above specifications are met, two different types of drone balls are not permitted to participate in the same competition.*

② Advertisements

- Ⓐ In official competitions hosted by the association, no commercial advertisements are allowed on the drone ball except for the competition emblem, the organizing committee's symbol, and the registered trademark of the ball's manufacturer.
- Ⓑ Competition regulations may limit the size and number of such marks.

③ Official Drone Ball

- Ⓐ The official drone ball certified by an association does not have to be examined for the specification qualifications before the competition hosted by the same association.
- Ⓑ Participation in competitions is limited to official drone ball unless otherwise announced in advance.

* Revise to prevent different drone balls from participating in the competition to ensure fairness (Oct. 1, 2023)

④ Ball Identification

- ① Players participating in a game should be able to light up red and blue LEDs to distinguish their team's drone ball from the other teams.
- ② Striker should be tagged so that they can be clearly distinguished from other players.
- ③ The tagging of Striker shall be determined by the Competition Rules and shall not be broken or removed during the game.
- ④ If the tag of the Striker is detached during the play and it is difficult for opponent team to distinguish the Striker team, the score after the detach will not be admitted.

⑤ Ball Color

- ① Drone balls are allowed to be painted, but not in red and blue colors that could distract from team distinctions.
- ② Do not allow players from the same team participating in a game to paint their drone balls different colors.

⑥ Radio Frequency Use

- ① As for the frequency used for wireless control of the drone ball, the range and strength of the radio wave must be determined in compliance with the radio wave related laws of the relevant country and region.
- ② However, even if the above rules are complied with, it is not allowed to use frequency range and equipment that may affect other's drone ball play other than the player.

3. Number of Players

① Players

- Ⓐ The number of team members participating in the competition is limited to 10. In this case, the number of coaches included in the player roster is limited to no more than 3.
- Ⓑ Each game is played with 5 players per team and 5 drone balls. Each player must control only one drone ball.
- Ⓒ A game can proceed with a minimum of 3 players if there is a shortage of players or issues with drone balls.
- Ⓓ Only two players from each team may act as Strikers capable of scoring.
- Ⓔ If the game start time has been clearly announced in advance, and fewer than 3 players—including Strikers—are seated at the control stations before the game begins, the game will be considered a forfeit.
- Ⓕ In the second or third set, if fewer than 3 players are seated at the control stations before the start of the set, that set is considered lost, and maintenance time for the next set begins.

② Player Substitution

- Ⓐ Substitutions are allowed only before the start of a set. No substitutions are permitted during a set.
- Ⓑ There are no limits on the number of substitutions or the number of players being substituted, as long as they are within the registered player list.
- Ⓒ A coach listed on the team roster is not allowed to participate as a player.

③ Substitution Procedure

- ① For player substitution, the fact of substitution and the player to be substituted shall be notified to referee.
- ② Above rule ① should be notified to the referee before the drone ball enters the Skyfence.
- ③ On player substitution, used drone ball may or may not be replaced.

④ Violation and Penalties

- ① If someone who is not a registered player for the set or listed coach is found at the pilot area, a warning will be issued. If the individual remains at the pilot area after the warning, the set will be considered lost.
- ② If someone who is not a registered player operates a controller bound to a drone ball during a game, the team will be considered to have lost the game.

4. Player Equipment

① Basic Equipment

- ① (a) Clothing – Players may wear free attire or team uniforms that do not interfere with gameplay.
 - If wearing free attire, players must wear identifiable accessories such as a hat, vest, or a marker larger than A4 size to distinguish team affiliation.
- ① (b) Drone Ball – A drone ball that complies with official regulations.
- ① (c) Controller – One controller bound to the player's designated drone ball.
- ① (d) Batteries – Spare batteries necessary for the game.

② Additional Equipment

- ② (a) First-Person View (FPV) Equipment
 - Optionally first-person view video equipment can be worn or carried
- ② (b) Spare Drone Ball
 - Spare drone balls may be carried in case of damage. Batteries must be removed and kept separate.
- ② (c) Other Accessories
 - Battery checkers and essential parts/tools for emergency repairs necessary for gameplay operations.

③ Prohibited Equipment

- ③ (a) Equipment with lighting features that could interfere with the opponent's play.
- ③ (b) Radio-transmitting devices that could disrupt the opponent's control or gameplay.
- ③ (c) Audio devices that may interfere with the game.
- ③ (d) Any equipment that has been modified or altered to enhance performance.*

* In Class20, players are not allowed to modify their equipment (Oct. 1, 2023)

④ Violations and Penalties

- ① Both teams are responsible for checking each other's equipment before the game. Equipment that could be misunderstood must be disclosed to the opposing team.
- ② If a player chooses not to use or carry prohibited equipment before the game begins, the game proceeds as normal.
- ③ If prohibited equipment is present but agreed upon by the opposing team before the game, no penalties will be applied.
- ④ However, if the violation begins or is discovered during gameplay and is judged by the referee to have influenced the game, the set will be considered a loss for the violating team.

⑤ Advertising on Equipment

- ① Political or religious messages may not be displayed on either basic or additional equipment. However, customary expressions may be permitted at the referee's discretion.
- ② Any violation of this rule must be corrected before the game begins. If not corrected and discovered after the game, the outcome will not be affected retroactively.

5. Head Referee

① Authority of the Head Referee

Every game must have a head referee appointed, who holds full authority over the enforcement of dronesoccer rules and regulations. The game is conducted under their supervision.

② Authority and Duties

The head referee is responsible for conducting all games smoothly, fairly, and efficiently, and is granted the necessary authority to do so.

- Ⓐ Enforces the rules of dronesoccer.
- Ⓑ Coordinates with assistant referees to manage the game.
- Ⓒ Ensures that the drone balls used meet the requirements outlined in "Regulation 2. Drone Ball."
- Ⓓ Ensures that players' equipment complies with the requirements of "Regulation 4. Player Equipment."
- Ⓔ Records incidents during the game.
- Ⓕ Has the discretion to stop the game in case of any rule violation.
- Ⓖ May stop the game due to any kind of external interference.
- Ⓗ Can remove a player from the game if their health or safety is deemed at risk.
- Ⓘ May take disciplinary action against irresponsible team officials and expel them from the technical area or the surroundings of the field at the referee's discretion.
- Ⓙ Prohibits entry of unauthorized individuals into the playing area.
- Ⓚ Signals the resumption of play after an interruption.
- Ⓛ May adjust inter-set break times flexibly, but must ensure a minimum of 5 minutes for rest and strategy discussion.
- Ⓜ May stop, suspend, or terminate the game due to any form of external disturbance.

③ Position of the Head Referee

- ① The head referee must be located in a position that allows effective oversight and should be visible to all players during gameplay.
- ② The head referee may use wireless or wired communication tools and may operate from a designated control room if necessary. However, even in this case, they must be able to observe all players.

④ Referee's Decisions

- ① Decisions regarding scoring, gameplay, and game results made by the head referee are final.
- ② A decision may be changed only if the game has not yet resumed or ended and if the referee realizes an error or accepts input from an assistant referee.
- ③ In the event of disagreement between assistant referees, the head referee's decision takes precedence.
- ④ In cases of excessive interference or misconduct, the head referee may limit the duties of an assistant referee, reassign roles, and report the incident to the relevant authority.
- ⑤ If necessary, the head referee may use official game-recording equipment to review footage and reverse a decision. Privately recorded footage will not be accepted as evidence.

⑤ Referee Liability

The head referee (or assistants) is not liable for:

- Ⓐ Injuries to players, officials, or spectators.
- Ⓑ Property damage.
- Ⓒ Decisions made in accordance with the rules or normal procedures that result in harm to individuals, clubs, companies, associations, or other organizations.
- Ⓓ Other non-game-related incidents occurring during game operations.

Referee decisions may include:







- Ⓔ Whether conditions (arena, weather) are suitable to proceed with the game.
- Ⓕ Whether to abandon the game for any reason.
- Ⓖ The suitability of equipment and drone balls used in the game.
- Ⓗ Whether to stop play due to interference from spectators or issues in the stands.
- Ⓘ Whether to stop play to allow an injured player to be treated off the field.
- Ⓙ Whether to exclude a player from the game due to injury.
- Ⓚ Whether to allow or disallow specific clothing or equipment worn by players.
- Ⓛ Whether certain individuals (e.g., team or stadium officials, safety managers, photographers, or media personnel) may remain near the field (when within the referee's jurisdiction).
- Ⓜ Any other decisions in accordance with game rules or relevant league/association regulations that fall within the referee's duties.

6 Referee Qualifications

- ① Referee qualifications are governed by separate regulations established by the association.
- ② The association must conduct training programs to ensure consistent and unified application of dronesoccer rules by referees.

7 Referee Signals

- ① The head referee must use a whistle or equivalent device to signal the start and end of a game and must be positioned where both teams can see them clearly.
- ② The referee must use standardized signals to ensure they are easily understood. If alternative signaling methods or tools are to be used, they must be announced in advance.

Category	10 secs to start	Start of set	End of set
Hand signal			
Sound signal (Whistle)			
	Long 1 time	Short 1 time	Short 1 time, Long 1 time

6. Assistant Referees

① Classification and Role*

- Ⓐ Two assistant referees shall be appointed for each game. They shall carry out their duties in accordance with the official rules of dronesoccer.
- Ⓑ Despite the above, the number of assistant referees may be increased up to four to ensure accurate assessment of goals and penalties. In such cases, the additional assistant referees shall be designated as follows**:
 - Score Referee: Responsible for determining whether a goal has been scored and identifying penalties committed against the Striker.
 - Penalty Referee: Responsible for identifying defensive penalties committed near the goal area.
- Ⓒ Assistant referees shall be positioned in a designated area between the pilot area and the spectator section, with a clear line of sight to both the goal and the scoreboard.
- Ⓓ When necessary, assistant referees may be stationed in the control room specified in Rule 5, where they shall perform their duties under the direction of the referee.

* Revised the subheading from "Authority of the Assistant Referees" to Classification and Role of Assistant Referees (Oct. 1, 2023)

** Updated to reflect the distinct roles within a system of four assistant referees. (Oct. 1, 2023)

② Authority and Duties









- ① Assist the head referee in ensuring the smooth operation of the game.
- ② Monitor all matters related to the players participating in the game.
- ③ Inspect players' equipment, uniforms, and identification numbers before they enter the Skyfence.
- ④ Confirm the official player list and the players designated to participate in the game.
- ⑤ Notify the head referee when both teams are ready.
- ⑥ Continuously monitor players and their equipment throughout the game.
- ⑦ Be positioned closer to the goal than the head referee, and be responsible for judging scores, offsides, and penalties. At the end of each set, calculate and report the total score to the head referee.
- ⑧ Supervise the repair area to prevent inappropriate behavior and restrict access to authorized personnel only.
- ⑨ Record any suspensions of play due to external disturbances, including the causes.
- ⑩ Assume the duties of the head referee if the head referee is unable to continue.
- ⑪ Continuously monitor the arena, repair area, and spectator section, and take necessary actions to ensure the smooth operation of the game.

3 Assistant Referees Qualifications

- a) The qualification of the assistant referee shall be determined by the separate rules of an association.
- b) The association shall conduct the assistant referee training and etc. for consistent and unified apply of dronesoccer rules.

4 Assistant Referees Signals

- a) Assistant referees must signal goals, offsides, and penalties using a flag, LED, or other approved devices. They must be positioned where players from both teams can clearly see the signal.
- b) When an assistant referee identifies a penalty that warrants a penalty, they must signal it promptly. For penalty calls, the assistant referee may use a short whistle blow (one time) or a designated penalty display board.
- c) Assistant referees must use the standardized signals to ensure clear communication. If any alternative signaling methods are to be used, they must be announced in advance.

Category	Score approved	Score disapproved	Return declared	Return completed
Flag				
GOAL LED Color	 turn RED	 remain WHITE	 remain RED	 turn WHITE

7. Start and End of a Game

① Number of Sets and Set Duration

- ① A game consists of 3 sets, each lasting 3 minutes.
- ② The number of sets and the duration of each set may be modified in advance according to the specific competition regulations.

② Preparation

- ① The team that wins the coin toss shall have the right to choose either the left or right pilot area. Once selected, the pilot area shall remain fixed for all three sets. However, the head referee may order a change if the left and right pilot areas are deemed unfair.
- ② Once the pilot areas have been determined, the players of either team may not request or complain about the decision.
- ③ After the pilot areas have been assigned, each team's captain may inspect the goal designated as their scoring target.
- ④ Despite the above, the pilot area may be designated in advance to ensure the smooth operation of the competition. In such cases, if a team requests it before the start of the competition, the pilot area must be determined using the method described in clause ①.
- ⑤ Despite the provisions of clause ②, the head referee may order a change of pilot area on a set-by-set basis if they determine there is an unfair condition that cannot be otherwise corrected.

③ Start and End of a Set

- ① The head referee, or a designated official by a head referee, shall announce the start and end of each 3-minute set using sound signals.
- ② A "ready" signal must be given at least 10 seconds before the "start" signal. However, if both teams are confirmed to be ready, the start signal may be given at any time within that 10-second window.
- ③ The number of ready signals may be increased or adjusted based on arena conditions; however, at least one ready signal must be given.
- ④ The start signal must be clearly distinguishable (either by sound or hand signal) and must follow the ready signal unpredictably to prevent teams from anticipating the exact moment of the start.
- ⑤ Time-outs are not permitted during a set.

④ Repair and Suspension

- ① After the end of a set, the head referee may grant 5 minutes of repair time before the start of the next set. The five-minute period begins when all players have retrieved their drone balls and exited the Skyfence.
- ② Each team must use the repair time between sets for drone maintenance and strategic discussion.
- ③ A minimum of 5 minutes of repair time shall be guaranteed, and the head referee may extend this time if necessary to ensure smooth operation of the game.
- ④ Repair time shall not be extended solely because a team is not ready to start the next set.
- ⑤ If a team loses a set due to delays caused by the repair of three or more players, the head referee may grant an additional 3 minutes before the start of the next set, in addition to the standard repair time.
- ⑥ From 10 seconds prior to the game start signal until the end of the set, no person other than the head referee may interfere with or suspend the game.

- ⑨ If the game is suspended by the head referee due to safety concerns or arena system issues, the score and remaining time at the point of suspension shall be recorded and applied upon resumption of the game.
- ⑩ Notwithstanding the above rules, the set shall be immediately declared void and stopped in the following cases:
 - When the game cannot continue due to serious damage to arena facilities.
 - When the head referee determines that play cannot resume within one hour due to critical issues.

⑤ Start of the Next Set

- ① At the conclusion of the five-minute repair time, all drone balls must be placed at the designated takeoff points, and all players must return to their pilot areas.
- ② If any player remains inside the Skyfence at the end of the repair time, they must exit immediately with their drone ball.
- ③ Adjustments to the Striker's mark and team mark LEDs are not included in the five-minute repair time and may be made upon the referee's request, even after the repair time has ended. During this period, no other repairs may be made.
- ④ Once the head referee confirms that both teams' marks and LED indicators are ready after the 5-minute repair time, the referee shall declare the ready signal (10 seconds before start) and commence the next set.

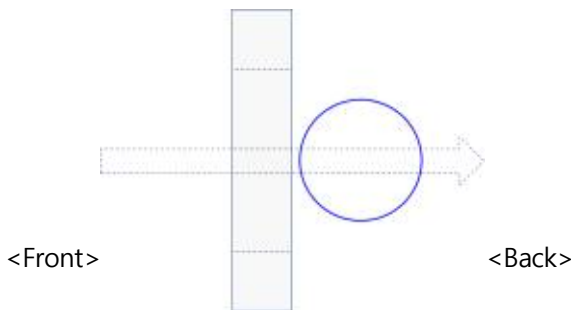
⑥ Game Abandonment

Abandonment or deliberate delay of a game shall be considered a game loss, unless both teams and the head referee have agreed to such conditions prior to the start of the game.

8. Offense and Defense

① Scoring

- ① A goal is awarded when the Striker's drone ball completely passes from the front to the back of the opponent's goal.



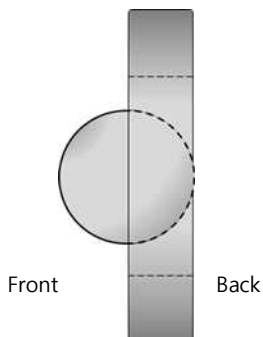
- ② A goal shall not be counted if:
- the player is in an offside position at the time of scoring.
 - the drone ball fails to completely pass through the goal and rebounds.
- ③ If the Striker passes through the opponent's goal in the reverse direction (back to front), the goal does not count, and the player is considered offside.

② Offside

- ① If the Striker passes through the opponent's goal in any direction, the team enters an offside state and cannot attempt to score while in that state.
- ② In order to clear the offside situation, all drone balls from the scoring team that were inside the scoring half (opponent's half) must return to their own side, behind the half line.
- ③ In the offside situation, if a drone ball becomes uncontrollable and cannot be returned from the scoring half (opponent's half), the offside situation remains until the player announces the set abandonment and put down their controller.
- ④ If the drone ball in the situation ③ is the Striker, the new Striker substituted by rule 3-④ must return to home team's area behind the half line to clear the offside situation.

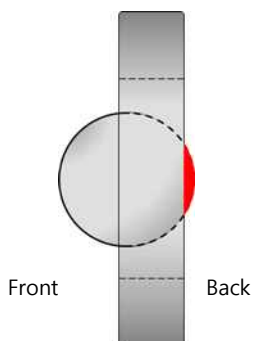
③ Defense

- ① Defense includes all actions taken to prevent the opponent from enabling the Striker to score.
- ② While defending, players may pass through their own goal from front to back, whether intentionally or unintentionally.
- ③ However, reverse entry into the goal (from back to front) is not permitted under any circumstance.
 - If more than half of the drone ball enters the goal from the front and comes back out, it is considered a reverse entry.
 - If a defender enters the goal from the back side, even slightly, it is also considered a reverse entry.



<Figure 1>

As shown in Figure 1, if the drone ball does not protrude the back of the goal, it is considered a valid defensive position.



<Figure 2>

As shown in Figure 2, if the drone ball passes the back of the goal — even slightly, whether intentional or not — the drone ball should not advance forward. It should retreat and return to its original defensive position around the outer side of the goal.

9. Penalty Kick

① Penalty Award

A penalty kick shall be awarded in the following cases:

- Ⓐ When a team violates the offside rule and scores consecutive goals (Violation of Rule 8-②-Ⓐ).
- Ⓑ When a player passes through their own goal in the reverse direction (Violation of Rule 8-③-Ⓒ).
- Ⓒ When a player receives more than two warnings, including those specified in Rule 11-②. Warnings are accumulated within a single game and reset for subsequent games.

② Offset of Penalty

- Ⓐ In a set, penalty kicks may be awarded to one team after offsetting the total number of penalties committed by both teams.
- Ⓑ The number of penalties must be recorded in the official competition records, without applying offsets.

③ Penalty Kick Method

- Ⓐ When: after the completion of each set.
- Ⓑ Format: A one-on-one game between the Striker and the Keeper.
- Ⓒ Duration: 5 seconds per each penalty
- Ⓓ The Striker takes off from the half line. The Keeper starts from the same position as at the beginning of the game.
- Ⓔ The 5-second period begins upon the referee's signal. Scoring rules are the same as regular game.
- Ⓕ Multiple goals may be scored within the time limit. In such cases, Rule 8-② also applies.
- Ⓖ If specified in the competition rules, the awarded penalty kicks may be converted into points and added directly to the game score, without conducting actual penalty attempts.
- Ⓗ In such cases, the added point total shall be reflected in the official competition record.

④ Penalty Kick Procedure

- ① After a set ends, the head referee instructs both assistant referees to verify the number of penalties. During this process, players are not permitted to exit the Skyfence.
- ② The head referee will calculate and award penalty kicks to one team by offsetting the total number of penalties committed by both teams.
- ③ The head referee allows both assistant referees and one designated player from each team to enter the Skyfence for the penalty kick.
 - Assistant Referees: All drones, except for one from each team, are collected and placed near the Skyfence entrance. No one is allowed to touch them.
 - Players: The Striker and one defensive player participate. They may replace their batteries and prepare for the penalty kick. The Striker is positioned at the half line; the Keeper is positioned below the goal.
- ④ The head referee announces the penalty duration and gives the start and end signals to initiate the penalty kick.
- ⑤ After the penalty kick concludes, the set officially ends and a 5-minute repair time is granted.
- ⑥ In a league format, penalty kicks must be conducted to calculate the goal difference. (However, this does not apply when the penalty is offset by points according to the competition rules.)

In a competition format, the team with the right to take the penalty kick may choose to forgo it.

10. Winning Decisions

① Winning Team

- Ⓐ The team that scores more points in a set wins that set.
- Ⓑ If both teams score the same number of points or no points at all, the set is considered a draw.
- Ⓒ After three sets, the team that has won two sets first is declared the winner.

② Draw

- Ⓐ If, after three sets, neither team has won two sets, an overtime set may be played.
- Ⓑ The format of the overtime set is the same as the previous sets.
- Ⓒ If, after the overtime* set, neither team has won two sets, a shoot-out is conducted.
- Ⓓ However, if the game allows for a draw, overtime and shoot-outs will not be conducted.

③ Shoot-out

- Ⓐ The shoot-out follows the format of a penalty kick, with three players from each team participating.
- Ⓑ Keeper may be freely designated, and players participating in the shoot-out may also serve as Keeper.
- Ⓒ If the shoot-out ends in a draw, one additional player from each team is added until a winner is determined.
- Ⓓ When adding players one by one, the first team to score while the other fails is declared the winner.**
- Ⓔ Regardless of the length of the shoot-out, the original shooting order must not be changed.

* 'Changed from using the words "four sets" and "overtime" to overtime. (Oct. 1, 2023)

** Add a Ⓓ to explain the Ⓒ. (Oct. 1, 2023)

11. Violations

① Type of Violations

- Ⓐ Violations are categorized into warnings, set losses, and game losses.
- Ⓑ Upon receiving two accumulated warnings, the opposing team is awarded one penalty kick. Warnings carry over to the next set, but are reset in the next game.
- Ⓒ A set loss results in the team being considered as having lost that set, while a game loss results in the team being considered as having lost the game.

② Warning

- Ⓐ When a person who is not a player remains in the pilot area.
- Ⓑ When a minor act of unsportsmanlike behavior is directed toward the referees, opposing players, or spectators during the game.
- Ⓒ When a player modifies or moves arena equipment without the referee's permission in a way that creates an advantage for their team.
- Ⓓ When the drone ball is moved before the game start signal.
- Ⓔ When the player fails to comply with a legitimate instruction from the referee.

③ Set Loss

- Ⓐ When a person not participating in the set intentionally manipulates a drone ball in play.
- Ⓑ When a serious act of unsportsmanlike behavior is committed against the referee, opposing players, or spectators.
- Ⓒ When a team intentionally alters the color of its drone ball, which is used to distinguish teams.
- Ⓓ When a drone ball is moved using physical force (e.g., hands, feet, or equipment) instead of radio control to gain an advantage.
- Ⓔ When the same warning is received more than once with the intent of delaying the game or protesting a referee's decision.

④ Game Loss

- ① When a player intentionally uses a drone ball to threaten or endanger others.
- ② When a player commits a serious act of unsportsmanlike behavior toward the referee, opposing players, or spectators during the game.
- ③ When a player who is not on the official participant list is unlawfully included in the game.

12. [Sample] Competition Regulations

(Subject to Change)

[Competition Name] Competition Regulations

① Application

- ① The following competition regulations will take precedence over dronesoccer rules for the [Competition Name] competition held from [Start Date] to [End Date].

② Participant Eligibility

- ① All players participating in the competition must carry their player ID.
- ② A list of participating players must be submitted during registration using the designated form.
 - If there are any changes to the roster, the updated list must be submitted at least three days before the competition begins.
 - The association will verify the eligibility of the updated players and notify the completion of the roster change.
 - If no notification of completion is received, it is assumed that the roster change has not been processed.
- ③ Players and coaches cannot be listed on more than one team simultaneously.

③ Eligible Drone Balls

- ① In relation to regulation 2-③-b, even if the drone ball is self-made, if it is assembled using an FIDA-certified Pentaguards, the review for participation eligibility before the competition may be omitted.
- ② However, adding additional structures to the exterior of the Pentaguard is not allowed.
- ③ Adding structures to the interior of the Pentaguard is allowed, but they must not be prone to detachment.
- ④ Only 4-cell batteries are permitted for drone balls.

④ Penalty Kicks and Score Conversion (Applicable from Preliminary Round to Quarterfinals)

- ① From the preliminary round to the quarterfinals, penalty kicks will not be conducted, and scores will be assigned based on conversion.

Penalty Kick	Conversion Method (Score)	Applied Score
1	$1 \times 0.8 = 0.8$	1
2	$2 \times 0.8 = 1.6$	2
3	$3 \times 0.8 = 2.4$	2
4	$4 \times 0.8 = 3.2$	3
5	$5 \times 0.8 = 4.0$	4

- ② From the semifinals onwards, penalty kicks will be conducted according to the regulations.

⑤ Selection of Pilot Area and Player Alignment

- ① Instead of a coin toss as per regulation 7-②-a, the selection of the pilot area will be predetermined by the game schedule, and it will be considered finalized once the group draw is completed.
- ② During player alignment before the start of a game, the Striker's position should always be in the center, making it easier for the opposing team to identify the Striker.

6 Regulation 2–4 Team Identification LED Rules

- Ⓐ All teams participating in the game must equip the team identification LED according to the regulations.
- Ⓑ A damaged team identification LED during the game can be temporarily fixed using colored tape or other measures, subject to referee approval before the game starts.
- Ⓒ If the team identification LED changes color to that of the opposing team during the game, the game will not be stopped. After the set ends, the situation will be judged based on the following:
 - Drone ball with remotely changeable LED color: Set loss
 - Drone ball with manually changeable LED color: Continue the game

7 Regulation 2–4 Striker Marking

- Ⓐ All teams participating in the game must have markings for their Strikers.
- Ⓑ The markings for Strikers shall be green tags. These markings should be produced in advance and distributed by the referees before or during the competition.

8 Goal Difference Calculation in League Format

- Ⓐ In league format, even if the goal difference exceeds 9 points due to a dominant performance, the maximum recognized goal difference will be 9 points.
- Ⓑ In the event of a set loss due to violation, the score will be recorded as 9:0.
- Ⓒ In the event of a game loss due to violation, the first and second sets will each be recorded as 9:0.
- Ⓓ If a team is losing by more than 9 points during the game and can no longer score, the referee may terminate the game.
- Ⓔ If a team withdraws from the league mid-way, they will be excluded from the league standings and goal difference calculation.

9 Damage to Skyfence

- Ⓐ Despite regulation 7-④-g, in this competition, if a drone ball exits the Skyfence during a set, the set will not be stopped.
 - A drone ball that exits the Skyfence cannot re-enter for the remainder of the set.
 - All teams participating in the game should inspect the Skyfence beforehand to avoid any disadvantages.
- Ⓑ Games will only be stopped under regulation 7-④-g if there are issues with the goal or scoreboard, or other similar circumstances that prevent the continuation of the game.
- Ⓒ If a drone ball becomes stuck between structures or cannot fly during the game, this is not grounds for stopping the game, and protests regarding this will not be accepted.

10 Exceptions for Rookie League (Division 3)

- Ⓐ In addition to the registered players, up to three supporters may assist with maintenance. These supporters may not be listed in the roster. They must be approved by the team leader, and may be players or coaches from other teams.
- Ⓑ In the case of minor violations, referees may issue a "caution" instead of a warning. If a minor warning situation arises, the referee may substitute the warning with a caution for guidance.
- Ⓒ Referees may flexibly apply the rules, but if there is a risk of unfairness due to such flexibility, the referees must obtain the consent of both teams.

Glossary

1. General Term

Term	Description
FIDA	• Federation of International Dronesoccer Association
Association	• Member association or corresponding body affiliated to FIDA
Dronesoccer	• A game in which 5 players from each team control the drone in the shape of a soccer ball to score in a round goal of the opponent team
Rule Book	• Dronesoccer rule book

2. Arena

Term	Description
Dronesoccer Arena	• The space including the pilot area, broadcasting booth, spectator section and other facilities
Skyfence	• A cage in which the sides and roof are woven with wire mesh or net to prevent the drone ball from going out
Long side	• A long side of rectangular Skyfence
Short side	• A short side of rectangular Skyfence
Half line	• A line dividing the center of the Skyfence floor in two separates area of each team
Takeoff point	• The place where the drone ball waits to take off before the start of the game. It is indicated by 5 dots or line and is located below the goal
Pilot area	• Where players control drones

Repair area	<ul style="list-style-type: none"> • A space behind the pilot area or a separate space where players can repair drone balls or discuss strategy
Broadcasting booth	<ul style="list-style-type: none"> • An area located on one side of the arena and responsible for broadcasting competition
Drone ball	<ul style="list-style-type: none"> • A 'sphere'-shaped drone with a diameter of 20 or 40 cm used in dronesoccer games
Goal	<ul style="list-style-type: none"> • Suspended in the ceiling in the shape of a donut and must pass through it to be considered a goal.

3. Player and Referee

Term		Description
Player		• A person who controls a drone ball in a dronesoccer game
Striker		• Two players who can score
Defender		• Three players who defend Strikers
Referee		• A person appointed by the association for a fair game in dronesoccer and consists of one head referee and four assistant referees
Head Referee		• A person who is appointed by the association and is in charge of the game with all authority and responsibility in accordance with the rules
Assistant Referee	Score Referee	• Determines whether a goal has been scored and whether an Striker has made penalty.
	Penalty Referee	• Judges defensive penalty around the goal.

All rights to this Rulebook are reserved by FIDA.
Edits to this Rulebook are not permitted without
the authorization of FIDA.
The latest version of the Dronesoccer Regulations can
be found at <http://www.dronesoccer.org>.

May 18th, 2025

Federation of International Dronesoccer Association